


INTERNAL COMMISSION PAYMENT MARCH 2019 - OTHER SERVICES


Date	Client	Revenue code	Paid by DEV/CLIENT	Cost of sales + Add cost	Unpaid by DEV	Actual profit	Status	PARTNER		AGENT		NETWORK		SUPPORTER		SUPPORTER 2		Sub total		
								External Agent	COM rate	COM Amount	Paid to Partner	Payables to partner	Internal Agent	COM Rate	Commission Payables	Paid Left	Internal Agent		COM Rate	COM Payables
31/11/2018	Corporate	CS02	76,947,800	32,798,800	-	54,148,200														
31/02/2019	Furnishing	FN01	286,136,340	242,330,000	-	23,806,340														
31/02/2019	Leasing	LS142411	5,640,000	9,550,000	-	5,640,000														
31/02/2019	Leasing	SP7489	18,500,000	32,350,000	-	8,850,000														
31/02/2019	Leasing	SP9411	65,100,000	32,350,000	-	32,750,000														
31/02/2019	Leasing	SP7465	23,900,000	-	-	23,900,000														
31/02/2019	Leasing	SP73810	76,770,000	-	-	76,770,000														
31/11/2018	Exchange	Exchange 15000USD	5,217,750	-	-	5,217,750														
31/01/2019	Exchange	Exchange 12000USD	3,456,000	-	-	3,456,000														
	Total		541,247,090	307,228,800	-	234,018,290			65,489,000	-	-	-	-	-	-	-	-	-	-	234,018,290

Payables by Person


Agent	Name	Payables	Status(PQ/UP)
	Eddy	31,199,637	
	Luna	378,375	
	Tracy	1,692,000	
	Kevin	0	
	Sub Total	33,270,012	
Supporter	Jolie	8,010,557	
	Kate	1,938,750	
	Finn	0	
	Julia	16,522,409	
	Cindy	0	
	Sub Total	26,471,715	
PM	Nobby	0	
	Jenny	0	
	Sub Total	0	
Total		59,741,727	

Prepared by 

TRẦN NGÂN PHƯƠNG

Reviewed by 

VŨ TRUNG KIẾN

Approved by 

KO KWANG SOO

INTERNAL COMMISSION PAYMENT MARCH 2019 - SALES

Date	Client	Revenue code	Paid by DEV/CLIENT	Cost of sales + Add cost	Unpaid by DEV	Actual profit	Status	Paid to Partners	Internal Agent	COM Rate	AGENT				SUPPORTER				Project Manager				Sub total					
											Commission Payables	Paid	Left	1st payment	PIT amount	Payment amount	Supporter	5%	Paid	Left	1st payment	PIT amount		Payment amount	Project Manager	Project COM	Paid	Left
30/01/2018	Corporate	CS001	116,766,750	39,913,800	-	76,852,950	D	-	Eddy	30%	23,055,885	-	23,055,885	23,055,885	2,305,589	20,750,296	Jolie	1,152,794	1,152,794	1,152,794	115,279	1,027,515	Jenny	300,000	300,000	30,000	270,000	21,787,811
14/01/2019	Sales	A2-04-08	58,771,956	-	58,771,956	117,543,912		44,078,967	Luna	45%	13,273,690	-	13,273,690	6,611,845	6,611,845	5,950,660	Cindy	661,185	661,185	330,592	33,059	297,533	Jenny	300,000	300,000	30,000	270,000	6,518,193
14/01/2019	Sales	A1-12-07	62,418,167	-	62,418,167	124,836,334		53,501,286	Tracy	30%	5,350,129	-	5,350,129	2,675,064	2,675,064	2,407,558	Julia	267,506	267,506	133,753	13,375	230,378	Jenny	300,000	300,000	30,000	270,000	2,797,936
13/01/2019	Sales	A2-03-10	60,179,667	-	60,179,667	120,359,334		45,134,750	Luna	45%	13,540,425	-	13,540,425	9,887,661	9,887,661	8,898,895	Cindy	988,766	988,766	494,383	49,438	444,945	Jenny	300,000	300,000	30,000	270,000	9,613,840
13/01/2019	Sales	A2-25-05	64,930,694	-	64,930,694	129,861,387		48,698,020	Luna	45%	14,609,406	-	14,609,406	7,304,703	7,304,703	6,574,233	Cindy	730,470	730,470	365,235	36,524	328,711	Jenny	300,000	300,000	30,000	270,000	8,667,852
13/01/2019	Sales	A1-19-05	52,983,814	-	52,983,814	105,967,627		45,414,697	Jenny	30%	4,541,470	-	4,541,470	2,270,735	2,270,735	2,043,661	Jenny	227,073	227,073	113,537	11,354	102,183	Nuby	300,000	300,000	30,000	270,000	7,172,941
13/01/2019	Sales	SAW-6-29-05	70,515,680	-	70,515,680	141,031,360		52,886,760	Luna	30%	5,288,676	-	5,288,676	5,288,676	5,288,676	4,759,808	Cindy	264,434	264,434	264,434	26,443	237,991	Nuby	200,000	200,000	20,000	180,000	2,415,944
13/01/2019	Sales	SAW-6-29-04	70,515,680	-	70,515,680	141,031,360		52,886,760	Luna	30%	5,288,676	-	5,288,676	5,288,676	5,288,676	4,759,808	Cindy	264,434	264,434	264,434	26,443	237,991	Nuby	200,000	200,000	20,000	180,000	5,177,799
			644,972,728	39,913,800	387,174,619	992,233,347		408,518,981			104,673,679	-	104,673,679	69,153,458	69,153,458	62,238,111		5,233,684	5,233,684	3,457,673	345,766	3,111,907		2,200,000	2,200,000	220,000	1,980,000	67,930,018
								408,518,981			104,673,679	-	104,673,679	69,153,458	69,153,458	62,238,111		5,233,684	5,233,684	3,457,673	345,766	3,111,907		2,200,000	2,200,000	220,000	1,980,000	67,930,018

Payables by Person

Name	Payables	PIT amount	Payment Amount	Status (PD/UP)
Agent				
Eddy	23,055,885	2,305,589	20,750,296	
Luna	41,151,774	4,115,178	37,036,596	
Tracy	2,675,064	267,506	2,407,558	
Kevin	0	0	0	
Sub Total	66,882,723	6,688,273	60,194,450	
Supporter				
Jolie	1,152,794	115,279	1,027,515	
Kate	0	0	0	
Firm	0	0	0	
Julia	133,753	13,375	120,378	
Cindy	2,057,589	205,758	1,851,831	
Sub Total	3,344,136	334,412	3,009,724	
PM				
Nuby	400,000	40,000	360,000	
Jenny	4,184,272	418,428	3,765,844	
Sub Total	4,584,272	458,428	4,125,844	
Total	74,811,131	7,481,113	67,330,018	

Prepared by

Reviewed by

Approved by

Trần Ngân Phương
 TRAN NGAN PHUONG

Vũ Trung Kiên
 VU TRUNG KIEN

Ko Kwang Soo
 KO KWANG SOO